



MARUDHAR KESARI JAIN COLLEGE FOR WOMEN (AUTONOMOUS), VANIYAMBADI

(A Project of Sri Marudhar Kesari Jain Trust)

Recognised u/s 2(f) & 12(B) by UGC Act, 1956 – Permanently Affiliated to Thiruvalluvar University – Accredited by NAAC with “A+” Grade (4th Cycle) – An ISO 21001:2018 EOMS Certified Institution Supported by DST– FIST

PG AND RESEARCH DEPARTMENT OF COMPUTER SCIENCE WITH ICT ACADEMY JOINTLY ORGANIZED FACULTY DEVELOPMENT PROGRAMME “MICROSOFT POWER BI DATA ANALYST” – 11.11.2024 TO 15.11.2024

INVITATION

E & ICT ACADEMY
PHASE - II

An initiative of
Ministry of
Electronics &
Information Technology
Government of India

Microsoft | ICTACADEMY


Faculty Development Program on
**Microsoft
Power BI Data Analyst**

**MARUDHAR KESARI JAIN
COLLEGE FOR WOMEN (AUTONOMOUS)**
Vaniyambadi - 635 751, Tamil Nadu, INDIA. Tel: +91 4174 225300, 224300


www.ictacademy.in/meity

PRINCIPAL
Marudhar Kesari Jain College
for Women
Vaniyambadi - 635 751



INVITATION



E & ICT ACADEMY
PHASE - II




An initiative of
**Ministry of
Electronics &
Information Technology
Government of India**




Faculty Development Program on

Microsoft Power BI Data Analyst

Date



MARUDHAR KESARI JAIN
COLLEGE FOR WOMEN (AUTONOMOUS)
Vanivambadi - 635 751, Tamil Nadu, 760096, Tel: +91 4754 228000 224000



PRINCIPAL
Marudhar Kesari Jain College
for Women
Vanivambadi - 635 751



MARUDHAR KESARI JAIN COLLEGE FOR WOMEN (AUTONOMOUS), VANIYAMBADI


PG AND RESEARCH DEPARTMENT OF COMPUTER SCIENCE WITH ICT ACADEMY JOINTLY ORGANIZED FACULTY DEVELOPMENT PROGRAMME

“MICROSOFT POWER BI DATA ANALYST” – 11.11.2024 TO 15.11.2024

REPORT



MARUDHAR KESARI JAIN COLLEGE FOR WOMEN (AUTONOMOUS), VANIYAMBADI



Activity Report

Title	Five Days FDP on Microsoft Power BI Data Analyst		
Organized By	School of Computing		
Type of Activity	Faculty Development Programme		
Level	Institutional		
Date	11.11.2024- 15.11.2024	Time	10.00am -04.30pm
Venue	New Seminar Hall	Mode	Offline
Resource Person Details	Ms. S.Gopinath Senoir Technical Trainer, Training & Development , ICT Academy, Chennai		
Objective of the Programme	It aimed to explore the latest trends in information technology (IT), offering insights into emerging technologies, industry practices, and their implications for businesses and research..		
Internal Participants Count	Faculty :26	External Participants Count	Faculty: 12

Summary

The FDP commenced with a prayer song, setting a reflective and focused tone for the day. Ms. M.Prithi Assistant Professor Department of Computer Applications welcomed the gathering. Ms. Nithya Assistant Professor introduced the guest speakers and facilitators, providing background information on their expertise and contributions to the field.

Dr. M.Inbavalli Principal, MKJC felicitated the gathering, highlighting the significance of the FDP and the importance of integrating advanced tools and technologies into professional practice.

The 5-Day Faculty Development Program on Microsoft Power BI and Data Analyst meticulously crafted to elevate the data analytics proficiency of educators. This structured FDP is designed to equip teachers and educational administrators with an extensive comprehension of Power BI, a forefront tool in data visualization and business intelligence. By participating in this program, educators will harness the power of Power BI to analyze and visualize educational data proficiently. This capability fosters data-driven decision-making, enabling educators to profoundly influence student outcomes and educational strategies.

Finally the session was ended with vote of thanks which was given by Ms. M.Srisivanandhini

Content Covered

The following topics were covered during the program:

1. Introduction to Power BI

- Overview of Power BI and its components: Power BI Desktop, Power BI Service, Power BI Mobile.
- Installing Power BI Desktop and setting up the environment.

2. Data Import and Transformation

- Connecting to different data sources (Excel, SQL Server, Web, etc.).
- Data transformation using Power Query Editor.
- Data cleaning, filtering, and shaping.

3. Data Modeling and Relationships

- Creating relationships between tables.
- Understanding star schema and snowflake schema in data modeling.
- Using DAX (Data Analysis Expressions) to create calculated columns and measures.

4. Data Visualization and Reporting

- Exploring various visualizations in Power BI (bar charts, line charts, pie charts, maps, tables, etc.).
- Customizing visuals and creating interactive dashboards.
- Creating drill-through reports and setting up slicers for interactivity..

5. Practical Applications

- Real-world case studies and examples.
- Domain-specific applications of Power BI for education, business, and research.

Outcome of the Programme

- Import, clean, and transform data using Power BI.
- Build data models and create interactive visualizations.
- Develop insightful reports and dashboards for various stakeholders.
- Utilize Power BI for decision-making and data-driven insights.
- Understand and implement best practices in data visualization and report design.


15/11/2024
Head/Co Ordinator




15/11/2024
IQAC DIRECTOR


Principal
Manudhar Kesari Jain College
for Women
Vantambadi - 635 751

PHOTOS



Principal
PRINCIPAL
Marudhar Kesari Jain College
for Women
Vaniyambadi - 635 751



Principal
PRINCIPAL
Marudhar Kesari Jain College
for Women
Vanlyambadi - 635 751